



# Conference Program

SATURDAY, 30TH MAY 2026

\* Program is subject to change at the discretion of the Executive Committee.

7:00	REGISTRATION	PLAZA AUDITORIUM FOYER
------	--------------	------------------------

	PLAZA AUDITORIUM	
7:30 - 8:45	Chair: Daniel Houghton <b>Master class – Dina Tiniakos – Greece/UK</b>  <i>Immune-mediated liver disease</i>	 <b>These sessions are specifically designed for trainees.</b> However, we strongly encourage you to review the full programme and short course details, and attend any additional sessions you feel will support your training. If you require further information to help with your decisions, the IAP is happy to assist at <a href="mailto:events@iap-aus.org.au">events@iap-aus.org.au</a> .
9:00 - 9:05	<b>Presidents Welcome – Catriona McKenzie</b>	
9:05 - 9:50	Chair: Tristan Rutland <b>Lecture – Jerad Gardner - USA</b> <i>How YouTube, Facebook, and X (Twitter) changed my life: The role of social media in pathology &amp; medicine</i>	

MORNING BREAKOUT SESSION: 9:50 – 10:35



PLAZA AUDITORIUM	MEETING ROOM P6	MEETING ROOM P7	MEETING ROOM P8	ARBOUR A2
SLIDE SEMINAR Chair – Catherine Mitchell <b>Jerad Gardner - USA</b> <i>7 Deadly Sins: Cutaneous soft tissue tumours you don't want to miss!</i>	GYNAECOLOGICAL PATHOLOGY Convenors - Rachael van der Griend & Emma Sturm  9:50 – 10:10 <b>Deborah Smith - Australia</b> <i>Ovarian serous neoplasms - update and approach to diagnostic dilemmas</i>  10:10 – 10:30 <b>Vivek Rathi - Australia</b> <i>HRD testing in ovarian and fallopian tube cancer</i>  10:30 – 10:35 <b>Q&amp;A</b>	LIVER & PANCREAS (IN ASSOCIATION WITH AGPS) Convenors - Gregory Miller & Daniel Houghton  9:50 – 10:20 <b>Dina Tiniakos – Greece</b> <i>Keratin 7 immunohistochemistry in non-neoplastic liver disease</i>  10:20 – 10:35 <b>Greg Miller - Australia</b> <i>Intrahepatic cholangiocarcinoma</i>	OPHTHALMIC PATHOLOGY Convenor - Min Li Huang  9:50 – 10:10 <b>David Ryan - Australia</b> <i>Vitreous cytology: The Queensland experience</i>  10:10 – 10:30 <b>Sandy Su - Australia</b> <i>When melanoma meets the eye</i>  10:30 – 10:35 <b>Q&amp;A</b>	SHORT COURSE  <i>Eosinophilic renal neoplasms: Diagnostic tips for surgical pathologists in limited resource settings</i>  9:50 – 10:35 <b>Mahmut Akgul - USA</b> <i>Eosinophilic renal neoplasms: Diagnostic tips for surgical pathologists in limited resource settings</i>   <b>Delegates must register for these sessions.</b> An additional fee is payable when registering. Seats are limited and are allocated on a first-come first-served basis.

▶ NB. THESE SESSIONS CONTINUE FOLLOWING MORNING TEA

10:35 - 11:00	MORNING TEA & COFFEE / TRADE EXHIBITION & POSTER VIEWING	PLAZA AUDITORIUM FOYER
---------------	--	------------------------

SATURDAY PROGRAM CONTINUES OVER PAGE ▶

MIDDLE BREAKOUT SESSION: 11:00 - 12:00

PLAZA AUDITORIUM	MEETING ROOM P6	MEETING ROOM P7	MEETING ROOM P8	ARBOUR A2
<p>SLIDE SEMINAR Chair – Louise Jackett <b>Jerad Gardner - USA</b> <i>Awesome dermpath cases</i></p>	<p>GYNAECOLOGICAL PATHOLOGY (CONT.) Convenors - Rachael van der Griend &amp; Emma Sturm</p>	<p>LIVER &amp; PANCREAS (CONT.) (IN ASSOCIATION WITH AGPS) Convenors - Gregory Miller &amp; Daniel Houghton</p>	<p>OPHTHALMIC PATHOLOGY (CONT.) Convenor - Min Li Huang</p>	<p>SHORT COURSE (CONT.)  <i>Eosinophilic renal neoplasms: Diagnostic tips for surgical pathologists in limited resource settings</i></p>
	<p>11:00 – 11:20 <b>Peter Hutson - Australia</b> <i>Gynaecologic frozen section – The good, the bad and the ugly</i></p>	<p>11:00 – 11:20 <b>Gabin Soosaipillai - Australia</b> <i>Immune checkpoint inhibitor associated hepatitis: A 6-year single centre audit</i></p>	<p>11:00 – 11:20 <b>Stephen Wong - Australia</b> <i>In the Eye of the 'B'-holder</i></p>	<p>11:00 – 11:45 <b>Mahmut Akgul - USA</b> <i>Eosinophilic renal neoplasms: Diagnostic tips for surgical pathologists in limited resource settings</i></p>
	<p>11:20 – 11:30 <b>Timothy Willis - Australia</b> <i>Yolk sac tumour arising in a mixed epithelial ovarian carcinoma</i></p>	<p>11:20 – 11:40 <b>Khashayar Asadi - Australia</b> <i>Unmasking Copper: metallothionein immunohistochemistry in the diagnosis of Wilson disease</i></p>	<p>11:20 – 11:40 <b>Kyle Lloyd - Australia</b> <i>Periocular lentigo maligna 'spillover': a common but under-recognised clinicopathological phenomenon</i></p>	<div style="border: 1px solid #ccc; border-radius: 15px; padding: 10px; background-color: #e0f0ff;"> <p> <b>Delegates must register for these sessions.</b></p> <p>An additional fee is payable when registering. Seats are limited and are allocated on a first-come first-served basis.</p> </div>
	<p>11:30 – 11:40 <b>Vanessa Harrison - Australia</b> <i>Recurrent gliomatosis peritonei following immature ovarian teratoma</i></p>			
	<p>11:40 – 11:50 <b>Thomas Orschulok - Australia</b> <i>A red herring swimming through the hilar stream</i></p>	<p>11:40 – 11:50 ABSTRACT MINI-ORAL PRESENTATION <b>Sanjana Kasthuriengan - Australia</b> <i>A diagnostic challenge: intraductal papillary neoplasm of the bile ducts with associated invasive carcinoma</i></p>	<p>11:40 – 12:00 <b>Q&amp;A</b></p>	
	<p>11:50 – 12:00 ABSTRACT MINI-ORAL PRESENTATION <b>Motohiro Tsuchiya - Japan</b> <i>Diagnostic pitfall for ovarian endometrioid carcinoma with sex cord features: A case report</i></p>	<p>11:50 – 12:00 <b>Q&amp;A</b></p>		

	PLAZA AUDITORIUM	
12:00 - 12:45	<p>Chair – Catriona McKenzie <b>Vincent McGovern Memorial Lecturer</b> <b>John Nicholls – Hong Kong, China</b> <i>50 years of pathology education - where have we been, and where are we going?</i></p>	
12:45 - 12:55	<p><b>Vincent McGovern Memorial Award – Presentation by Catriona McKenzie</b></p>	
12:55 - 1:50	<b>BUFFET LUNCH / TRADE EXHIBITION &amp; POSTER VIEWING</b>	<b>PLAZA AUDITORIUM FOYER</b>
	PLAZA AUDITORIUM	
1:50 - 2:10	<p><b>Distinguished Pathologist Awards – Presentation by Catriona McKenzie</b></p>	
2:10 - 2:55	<p>Chair – Nicole Kramer <b>Plenary Lecture – Dina Tiniakos – Greece/UK</b> <i>Metabolic-dysfunction associated steatotic liver disease: something old, something new</i></p>	

AFTERNOON BREAKOUT SESSION: 2:55 – 3:40

PLAZA AUDITORIUM	MEETING ROOM P6	MEETING ROOM P7	MEETING ROOM P8	ARBOUR A2
<b>SLIDE SEMINAR</b> Chair – Alison Cheah <b>Jerad Gardner - USA</b> <i>Soft tissue pathology cases that you will love</i>	RENAL PATHOLOGY Convenors - Jing Jing Li & Mitali Fadia	ENDOCRINE PATHOLOGY Convenor - Spinder Samra	LYMPHOMA Convenor - Kenneth Lee	SHORT COURSE <i>Update on liver tumours in the WHO Classification 6th Edition</i>
	2:55 – 3:25 <b>Joris Roelofs - The Netherlands</b> <i>Slide Seminar: Loss of kidney function in an obese patient - an interesting case</i>	2:55 – 3:15 <b>Alfred Lam - Australia</b> <i>Understanding thyroid carcinoma: Linking epidemiology and tumour classification</i>	2:55 – 3:40 <b>Arianna Di Napoli - Italy</b> <i>Castleman disease: a challenge diagnosis</i>	2:55 – 3:40 <b>James Kench - Australia</b> <i>Update on liver tumours in the WHO Classification 6th Edition</i>
	3:25 – 3:35 <b>Seethalakshmi Viswanathan - Australia</b> <i>Severe renal hemosiderosis secondary to untreated paroxysmal nocturnal haemoglobinuria on a background of aplastic anaemia</i>	3:15 – 3:35 <b>Co-presenting Benjamin Spann &amp; Miriam Fewtrell - Australia</b> <i>Diffuse sclerosing variant of papillary thyroid carcinoma</i>		
	3:35 – 3:40 <b>Q&amp;A</b>	3:35 – 3:40 <b>Q&amp;A</b>		

▶ NB. RENAL, ENDOCRINE, LYMPHOMA & SHORT COURSE SESSIONS CONTINUE FOLLOWING AFTERNOON TEA

3:40 - 4:10	AFTERNOON TEA & COFFEE / TRADE EXHIBITION & POSTER VIEWING	PLAZA AUDITORIUM FOYER
-------------	--	------------------------

EVENING BREAKOUT SESSION: 4:10 – 5:10

PLAZA AUDITORIUM	MEETING ROOM P6	MEETING ROOM P7	MEETING ROOM P8	ARBOUR A2
NO SESSION IN PLAZA AUDITORIUM	RENAL PATHOLOGY (CONT.) Convenors - Jing Jing Li & Mitali Fadia	ENDOCRINE PATHOLOGY (CONT.) Convenor - Spinder Samra	LYMPHOMA (CONT.) Convenor - Kenneth Lee	SHORT COURSE (CONT.) <i>Update on liver tumours in the WHO Classification 6th Edition</i>
	4:10 – 4:40 <b>Carmen Avila-Casado - Canada</b> <i>Role of electron microscopy in diagnosis of renal diseases</i>	4:10 – 4:35 <b>John Turchini - Australia</b> <i>Morphological features that predict molecular abnormalities in endocrine pathology</i>	4:10 – 4:30 <b>Arianna Di Napoli - Italy Cont.</b> <i>Castleman disease: A challenge diagnosis</i>	4:10 – 4:55 <b>Joo-Shik Shin - Australia</b> <i>Update on liver tumours in the WHO Classification 6th Edition</i>
	4:40 – 4:50 <b>Maryam Shamassi - Australia</b> <i>Decoding tubulointerstitial nephritis; pathological perspectives and impacts</i>	4:35 – 4:55 <b>Amandeep Singh - Australia</b> <i>A brief overview of the genomic landscape of thyroid cancer</i>	4:30 – 4:45 <b>Benjamin Allanson - Australia</b> <i>Unusual richter transformation</i>	
	4:50 – 5:00 <b>Hana Kawatu - Australia</b> <i>Diagnostic conundrum in infection-related glomerulonephritis</i>	4:55 – 5:05 <b>ABSTRACT MINI-ORAL PRESENTATION Han Lin Aung - Australia</b> <i>Calcitonin-negative immunohistochemistry in medullary thyroid carcinoma: a diagnostic pitfall</i>	4:45 – 5:00 <b>King Tan - Australia</b> <i>Transformation of follicular lymphoma</i>	
	5:00 – 5:10 <b>Q&amp;A</b>	5:05 – 5:10 <b>Q&amp;A</b>	5:00 – 5:10 <b>ABSTRACT MINI-ORAL PRESENTATION Stephen Faigenbaum - Australia</b> <i>Kikuchi-Fujimoto disease: An institutional review of cases</i>	

	PLAZA AUDITORIUM
5:15 - 6:00	Chair - Ben Dessauvage <b>Lecture – Puay Hoon Tan</b> <i>WHO breast tumour classification 6th edition: what's new from the book in blue</i>